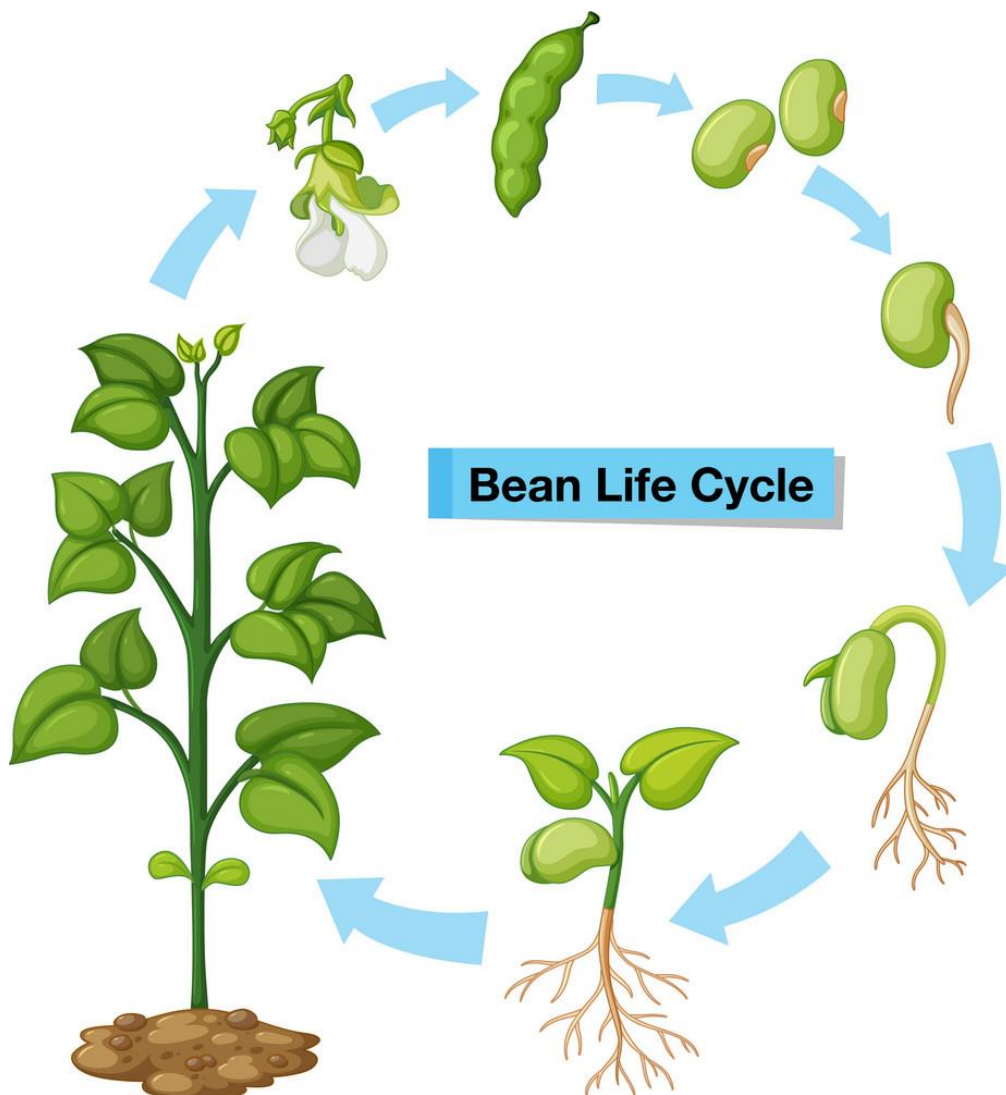







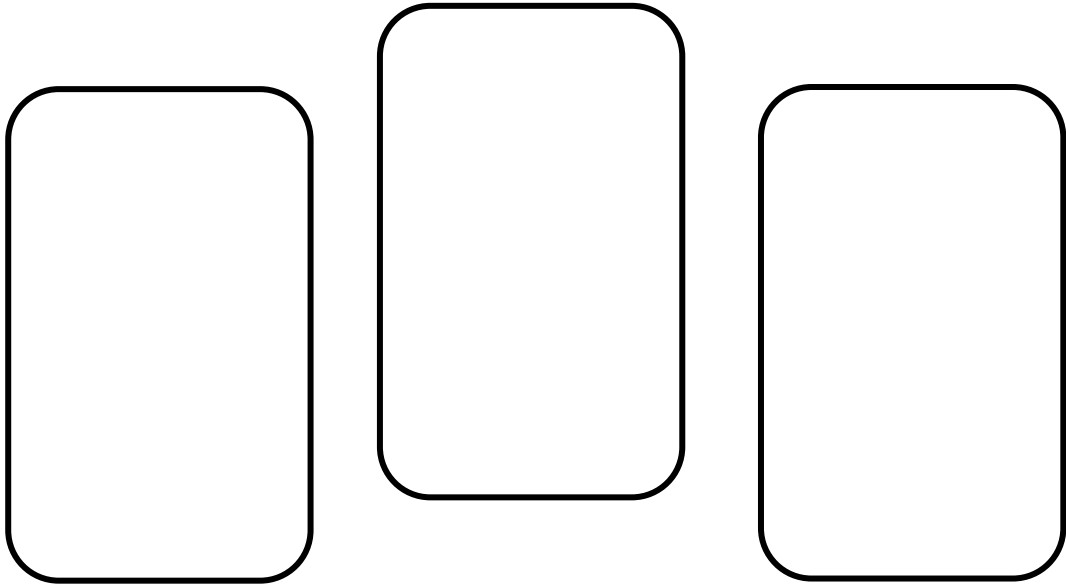


Mijn dagboek van een bonenplant



Naam _____


Hoe groeit een bonenplant?




Wat heeft een plant nodig om te groeien?

Mijn onderzoeksvraag


Mijn verwachting




Blank rounded rectangular box with a sun icon and a water drop icon in the top left corner.



Blank rounded rectangular box with a sun icon and a leaf icon in the top left corner.



Blank rounded rectangular box with a sun icon and two water drop icons in the top left corner.



Blank rounded rectangular box with a sun icon and a water drop icon in the top left corner.

Benodigheden

Zo plant ik een boon:

1. _____

2. _____

3. _____

4. _____

5. _____

6. _____

Mijn bonenplant op dag 1

Mijn plant is _____ cm hoog.

Ik zie _____

Mijn bonenplant na 1 week



Mijn plant is _____ cm hoog.

Ik zie _____

Mijn bonenplant na 2 weken

Mijn plant is _____ cm hoog.

Ik zie _____

Mijn bonenplant na 3 weken

Mijn plant is _____ cm hoog.

Ik zie _____

Mijn bonenplant na 4 weken

Mijn plant is _____ cm hoog.

Ik zie _____

Mijn bonenplant na 5 weken

Mijn plant is _____ cm hoog.

Ik zie _____

Mijn bonenplant na 6 weken

Mijn plant is _____ cm hoog.

Ik zie _____

Mijn bonenplant na 7 weken

Mijn plant is _____ cm hoog.


Ik zie _____

Mijn bonenplant na 8 weken


Mijn plant is _____ cm hoog.

Ik zie _____


De resultaten




A rounded rectangular box containing a sun icon and a single water drop icon in the top-left corner.



A rounded rectangular box containing a sun icon and a leaf icon in the top-left corner.



A rounded rectangular box containing a sun icon and two water drop icons in the top-left corner.



A rounded rectangular box containing a sun icon and a single water drop icon in the top-left corner.

